


TECHNICAL DATA SHEET

DGY12-150EV

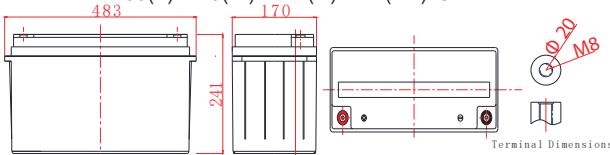


General Features

- › Nanosilica colloidal electrolyte and high tin positive plate alloy design to enhance battery performance
- › Relatively rich electrolyte, high temperature and low temperature performance is superior
- › Long cycle life, excellent deep cycle discharge ability
- › Excellent charge acceptance ability
- › Precision sealing technology
- › Long life



Dimension: 483(L) × 170(W) × 241(H) × 241(TH) Unit: mm



Applications

- › Electric vehicle
- › Electric wheelchair
- › Electric scooter
- › Electric play car for children
- › Garbage truck
- › Patrol car

Specification

Nominal Voltage	12V
Nominal Capacity	150Ah
Design life	12 years
Terminal	M8
Approx. Weight	Approx 45.0kg (99.2lbs)
Container Material	ABS
Rated Capacity	161.4Ah 20Hour Rate (8.07 A to 10.5V)
	152Ah 10Hour Rate (15.2 A to 10.5V)
	136.5Ah 5Hour Rate (27.3 A to 10.5V)
Internal resistance	Full charged at 25°C: 3.6 mΩ
Max. Discharge Current	1800A(5S)
Operating Temperature	Discharge: -40 ~60°C (-40~ 140°F)
	Charge: -20 ~50°C (-4~ 122°F)
	Storage: -20 ~50°C (-4~ 122°F)
Charge current:	Max.30.0 A
Charge Method (25 °C)	Float Charge: 13.5-13.8V, recom. 13.8V(-18mV/ °C)
	Cycle charge: 14.28-14.4V, recom. 14.4V(-30mV/ °C)
Self discharge	3% of capacity declined per month at 25°C

TECHNICAL DATA SHEET

DGY12-150EV

Constant Current Discharge Characteristics Unit: A (25°C, 77°F)

FV/Time	5min	15min	30min	1h	2h	3h	5h	8h	10h	20h
1.60V	529	284	173	101	57.9	42.0	28.2	18.5	15.6	8.19
1.65V	512	275	170	100	57.6	41.6	27.9	18.4	15.5	8.15
1.70V	492	269	167	100	57.2	41.0	27.6	18.2	15.3	8.10
1.75V	452	261	165	98.2	56.3	40.6	27.3	18.1	15.2	8.07
1.80V	406	243	158	95.7	55.3	40.3	26.6	17.9	15.0	8.03
1.85V	362	217	144	88.6	52.5	37.9	25.3	17.2	14.6	7.89

Constant Power Discharge Characteristics Unit: W/cell (25°C, 77°F)

FV/Time	5min	15min	30min	1h	2h	3h	5h	8h	10h	20h
1.60V	886	500	313	191	110	80.0	53.5	36.0	30.0	16.2
1.65V	852	491	310	189	109	78.9	53.2	35.7	29.7	16.1
1.70V	848	486	310	188	109	78.5	52.8	35.6	29.4	16.1
1.75V	791	483	308	187	108	78.1	52.5	35.3	29.1	16.0
1.80V	726	456	301	185	108	77.8	51.9	35.0	28.8	15.9
1.85V	648	408	276	172	103	73.9	49.5	33.8	28.4	15.8

Disclaimer: Manufacturers have the right to self-modify the parameters of the product updates, please keep in touch with manufacturers to obtain the latest information.

Charger recommendations

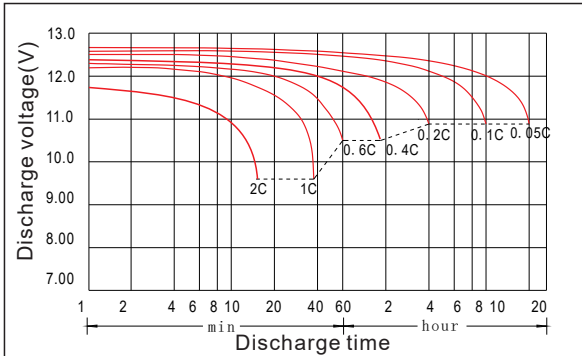
Type of charger	Zivan	AQHF WP	AQHF24-30FC G2
Matching profile	AGM =BA1+CU2	AMG SLA	AGM

Max. charging current 2.4Vpc

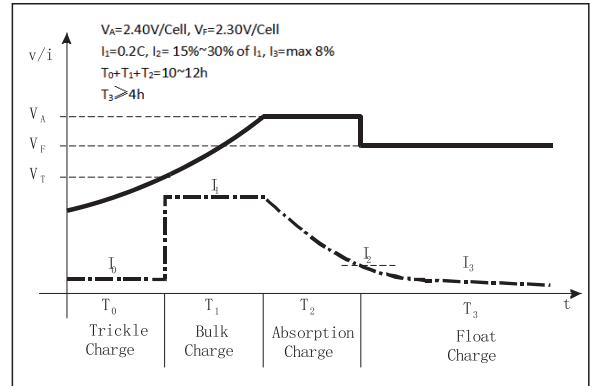
TECHNICAL DATA SHEET

DG Y12-150EV

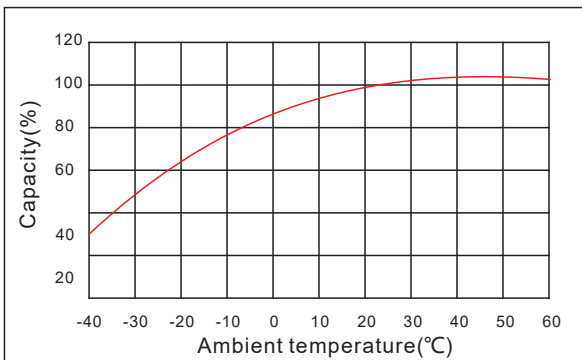
Discharge characteristic



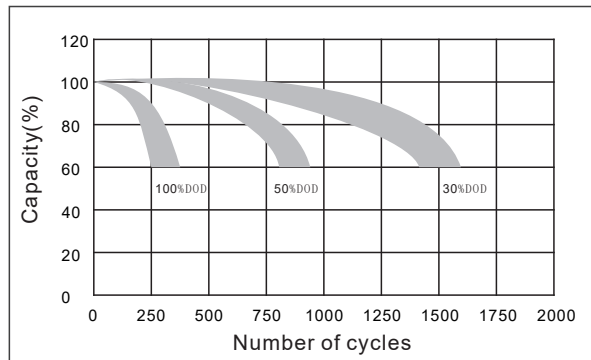
Charging characteristic



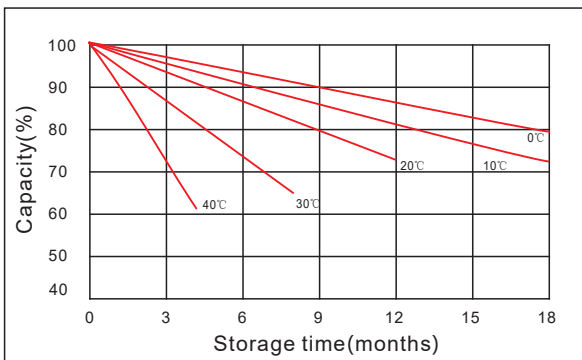
The effect of temperature on capacity



The effect of discharge depth on cycle life



Curves of self-discharge



Curves of open circuit voltage vs. capacity

