

EDC12-270 (12V 270Ah)

Specifications

Nominal Voltage	12V	
Nominal Capacity(20 Hr)	270Ah	
Dimension	Length	520±1mm(20.47 inches)
	Width	268±1mm(10.55 inches)
	Container Height	220±1mm(8.66 inches)
	Total Height (With terminal)	224±1mm(8.82 inches)
Approx Weight	Approx. 77.0kgs (169.75 lbs)	
Design life	12 years	
Terminal	M8	
Container Material	ABS	
Rated Capacity	270.00Ah/7.50A	(13.5, 1.75V/Cell, 25 °C/77°F)
	245.08Ah/24.51A	(10hr, 1.80V/Cell, 25 °C/77°F)
	213.84Ah/42.77A	(5hr, 1.75V/Cell, 25 °C/77°F)
	148.90Ah/148.9A	(1hr, 1.60V/Cell, 25 °C/77°F)
Max. Discharge Current	2700A(5s)	
Internal Resistance	Appro≤2.8mΩ	
Operating Temp. Range	Discharge: -20 °C~50 °C	
	Charge: 0 °C~40 °C	
	Storage: -20 °C~50 °C	
Nominal Operating Temp. Range	25±3 °C(77±5°F)	
Cycle Use	Initial Charging Current Less than 43.2A. Voltage 14.4V-15.0V at 25 °C(77°F) Temp. Coefficient-20mV/C	
Standby Use	No limit on Intital Charging Current Voltage 13.5V-13.8V at 25 °C(77°F) Temp. Coefficient-20mV/C	
Capacity affected by Temperature	40 °C(104°F)	103%
	25 °C(77°F)	100%
	0 °C(32°F)	86%
Self Discharge	EDC series batteries may be stored for up to 6 months at25 °C(77°F) and then a freshening charge is required. For higher temperatures the time interval will be shorter.	



Application

- ◆ All purpose
- ◆ Uninterruptable Power Supply(UPS)
- ◆ Electric Power System(EPS)
- ◆ Emergency backup power supply
- ◆ Emergency light
- ◆ Railway signal
- ◆ Aircraft signal
- ◆ Alarm and securitysystem
- ◆ Electronic apparatus & equipment
- ◆ Communication power supply
- ◆ DC power supply
- ◆ Auto controlsystem

Constant Current Discharge (Amperes) at 25 °C (77F)

F.V/Time	15min	30min	45min	1h	2h	3h	5h	8h	10h	20h	100h
1.60V	334.6	213.7	157.0	144.6	91.8	64.5	43.7	28.9	25.74	13.78	3.12
1.67V	328.6	209.8	154.2	141.7	90.0	63.2	42.9	28.3	25.22	13.52	3.07
1.70V	322.4	205.9	151.3	139.1	88.4	62.1	42.1	27.8	24.70	13.26	2.99
1.75V	316.4	202.0	148.5	136.5	86.6	60.8	41.3	27.3	24.44	13.00	2.94
1.80V	304.2	194.2	142.7	131.3	83.2	58.5	39.8	26.3	23.66	12.87	2.89

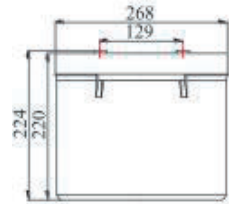

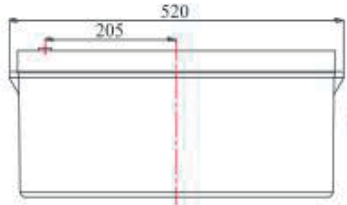
Constant Power Discharge (Watts) at 25 °C (77F)

F.V/Time	15min	30min	45min	1h	2h	3h	5h	8h	10h	20h	100h
1.60V	644.0	411.3	302.4	277.4	176.3	123.8	84.2	55.4	49.7	26.9	6.01
1.67V	632.3	403.8	296.7	272.5	173.2	121.7	82.7	54.6	48.6	26.3	5.88
1.70V	620.6	396.2	291.2	267.3	170.0	119.3	81.1	53.6	47.8	26.1	5.77
1.75V	608.9	388.7	285.7	262.3	166.7	117.0	79.6	52.5	46.8	25.7	5.67
1.80V	585.5	373.9	274.8	252.2	160.4	112.6	76.7	50.4	45.0	25.0	5.56

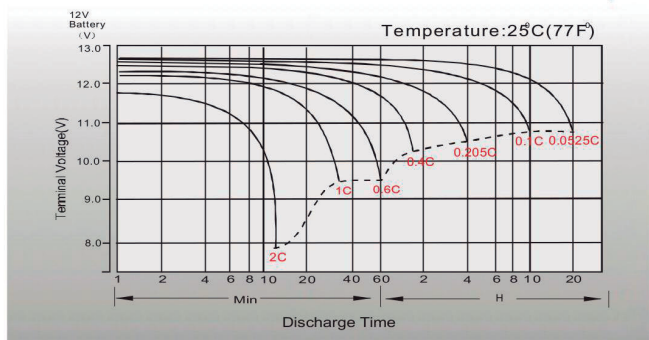
EDC12-270 (12V 270Ah)

Deep Cycle Batteries

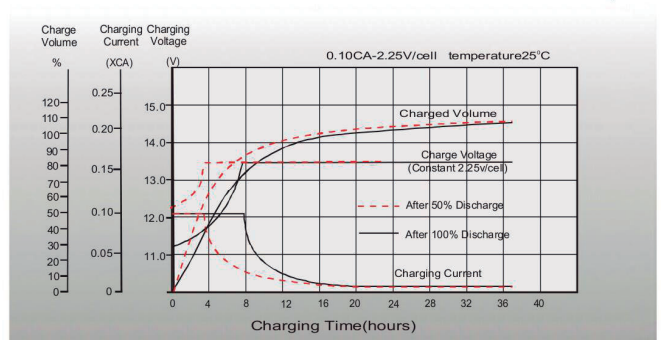
Dimensions



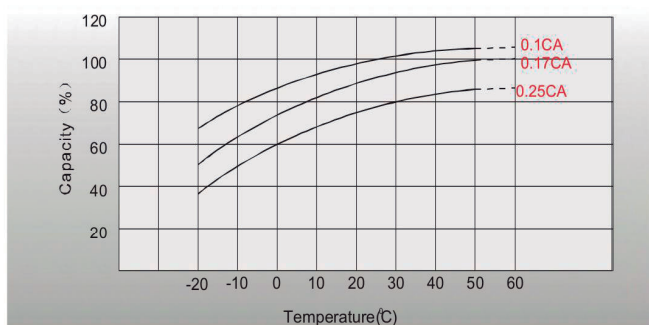
Discharge Characteristics



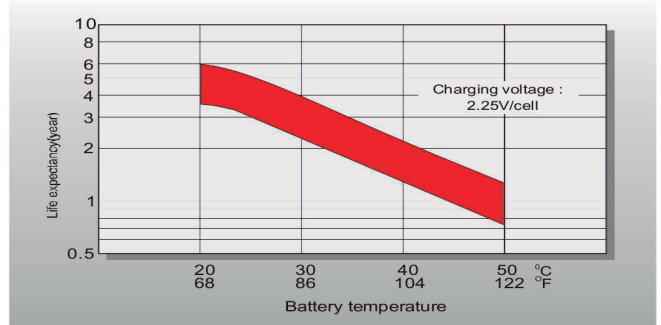
Float Charging Characteristics



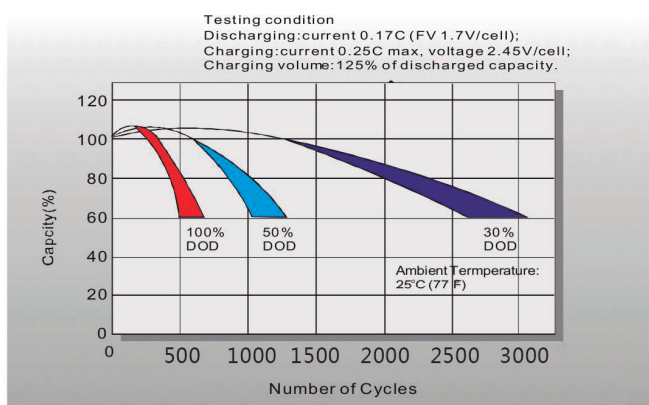
Temperature Effects in Relation to Battery Capacity



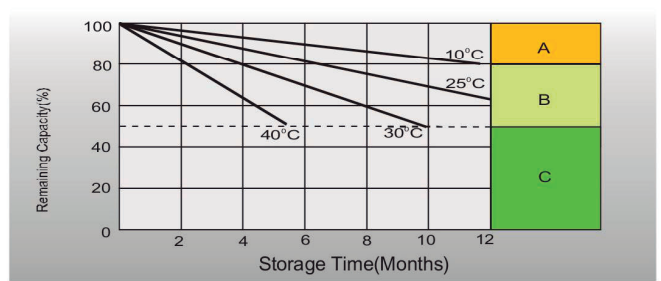
Effect of Temperature on Long Term Float Life



Cycle life in Relation to Depth of Discharge



Self-discharge Characteristics



- A** No supplementary charge required. (Carry out supplementary charge before use if 100% capacity is required.)
- B** Supplementary charge required before use. Optional charging way as below:
 1. Charged for above 3 days at limited current 0.25CA and constant voltage 2.25V/cell.
 2. Charged for above 20 hours at limited current 0.25CA and constant voltage 2.45V/cell.
 3. Charged for 8-10 hours at limited current 0.05CA.
- C** Supplementary charge may often fail to recover the capacity. The battery should never be left standing till this is reached.

Specifications subject to change without prior notice.