

TECHNICAL DATA SHEET

DAB12-60DEV

Applications



CYCLIC




STATIONARY



SOLAR



MARINE



BATTERY 45 AGM

DIMENSIONS

Lenhgt (mm):	242	Lead weight (kg):	13,0
Width(mm):	175	Electrolyte (kg):	3,9
Height (mm):	190		
Theight (mm):	190	Total weight (Kg):	17,9

PERFORMANCE

Voltage (V):	12
Capacity C ₁₀₀ /C ₂₀ /C ₅ (Ah):	65/60/45
Cycles IEC/EN 60254	400
UPS (15min/10V) (W/bat)	1000
CCA -18 ⁰ C EN (A):	680

TECHNOLOGY

Type:	AGM
Grid type (poz/neg):	Casted/Casted
Grid alloy (poz/neg):	Ca/Ca
Separator:	GM
Electrolyte (g/cm ³):	1,30

CONTAINER

Type: L2
Colour: Black

Hold down: B13

COVER

Type: Sealed
Colour: Black
Polarity: 0
Terminal: 1
Filter: Yes

PLUGS

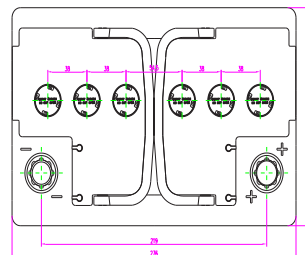
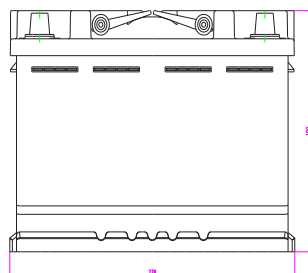
Type: M18-VR
Colour: Black

HANDLES

Type: Kamina
Colour: Black

PACKAGING Type: EUR Pc./pallet: 48
CNT Pc./pallet: 80

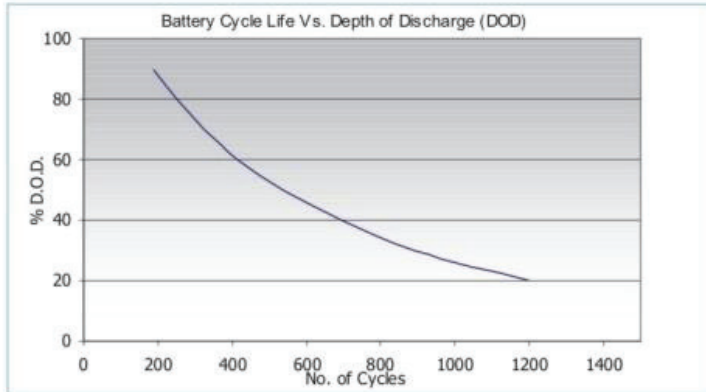
DRAWING



TECHNICAL DATA SHEET

DAB12-60DEV

Charging



Nominal voltage	6 & 12 volts
Design life	12 Years @ 20°C
Operating temperature	-10 °C to 45°C
Grid alloy	Calcium / Tin lead alloy
Plates	Flat pasted
Separator	Absorbant Glass Mat
Active Material	Very high purity lead
Case and cover	ABS (VO on request)
Charge voltage	Float 2.27 - 2.30 VPC @ 20°C Cycling 2.40 @ 20°C Max. 2.4 VPC Max ripple 3.5%
Electrolyte	Charging V Sulphuric acid analytical grade purity

CHARGING CHARACTERISTICS

Floating - The optimum float voltage for a battery is temperature dependant, at 15 - 24°C the recommended value is 2.27 - 2.30V. It is recommended that battery installation sites are temperature controlled, however float voltage can be increased or decreased to compensate for temperature variations. Adjustment is calculated at +/- 3 mV per degree C.

Operating Temperature	Recommended Applied Float Voltage VPC
0-9	2.33-2.35
10-14	2.30-2.33
15-19	2.27-2.30
20-24	2.27-2.30
25-29	2.25-2.27
30-34	2.23-2.25
35-40	2.21-2.23

The most suitable charging method for battery life and performance is the constant voltage method with a limited initial current, usually limited to a maximum of $C_{20}/4$. For cyclic use we specify a short constant current phase at the end of normal charging, consult us for further details.

Charging - To obtain maximum cycle life from your battery, it is important that a suitable charging profile is used. For information about our range of chargers and our recommended charging profile, please contact us.