

TECHNICAL DATA SHEET

DAB6-180EV



Applications

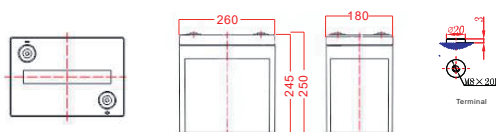
- > Electric vehicle
- > Electric wheelchair
- > Electric scooter
- > Electric play car for children
- > Garbage truck
- > Patrol car

General Features

- > High Corrosion Resistant Performance: Pb-Ca multi-alloy grid
- > High Energy Density and Power Density
- > Excellent Charge Acceptance Ability
- > Strong High and Low Temperature Performance
- > Optimized Capability of instant High-current Discharging
- > Low self-discharge rate



Dimension: 260(L)×180(W)×245(H)×250(TH) Unit: mm



Specification

Nominal Voltage	6V
Nominal Capacity	170Ah
Design life	5 years
Terminal	M8
Approx. Weight	Approx 29.5kg (64.9lbs)
Container Material	ABS
Rated Capacity	210Ah 20Hour Rate (10.5A to 5.25V) 197Ah 10Hour Rate (19.7A to 5.25V) 187Ah 5Hour Rate (37.4A to 5.25V)
Operating Temperature	Discharge: -20 ~50°C (-4 ~ 122°F) Charge: -20 ~50°C (-4 ~ 122°F) Storage: -20 ~50°C (-4 ~ 122°F)
Charge current:	Max. 34.0A
Charge Method (25 °C)	Float Charge: 6.85-6.90V, recom. 6.90V (-9mV/ °C) Cycle charge: 7.14 ~7.20V, recom. 7.20V (-15mV/ °C)
Self discharge	3% of capacity declined per month at 25°C

TECHNICAL DATA SHEET

DAB6-180EV

Constant Current Discharge Characteristics Unit: A (25°C, 77°F)

F.V/Time	5Min	15Min	30Min	1h	2h	3h	5h	8h	10h	20h
1.60V	723	389	236	138	79.3	58.7	38.6	24.7	20.3	10.7
1.65V	701	377	232	137	78.9	58.1	38.2	24.5	20.1	10.6
1.70V	673	369	228	136	78.3	57.3	37.8	24.4	19.9	10.6
1.75V	619	357	226	134	77.0	56.7	37.4	24.2	19.7	10.5
1.80V	555	333	216	131	75.6	56.3	36.4	24.0	19.6	10.5
1.85V	495	297	198	121	71.8	53.0	34.6	23.0	19.0	10.3

Constant Power Discharge Characteristics Unit: W/cell(25°C, 77°F)

F.V/Time	5Min	15Min	30Min	1h	2h	3h	5h	8h	10h	20h
1.60V	1213	685	428	261	150	112	73.2	48.1	39.1	21.1
1.65V	1166	673	424	259	149	110	72.8	47.7	38.7	21.0
1.70V	1160	664	424	257	149	110	72.2	47.5	38.3	20.9
1.75V	1082	660	422	255	148	109	71.8	47.1	37.9	20.8
1.80V	994	624	412	253	148	109	71.0	46.7	37.5	20.7
1.85V	887	558	377	235	141	103	67.8	45.1	36.9	20.5

Disclaimer: Manufacturers have the right to self-modify the parameters of the product updates, please keep in touch with manufacturers to obtain the latest information

Charger recommendations

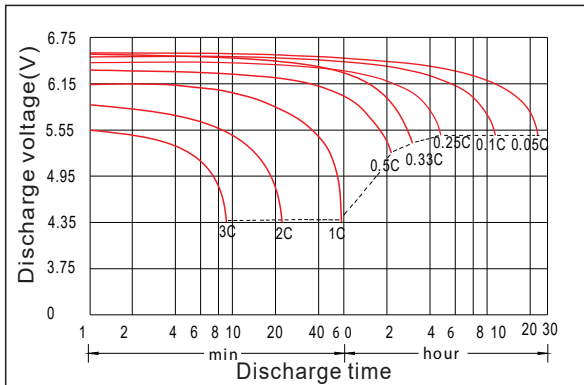
Type of charger	Zivan	AQHF WP	AQHF24-30FC G2
Matching profile	AGM =BA1+CU2	AMG SLA	AGM

Max. charging current 2.4Vpc

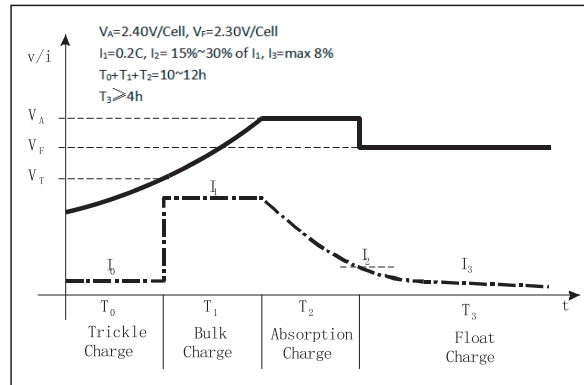
TECHNICAL DATA SHEET

DAB6-180EV

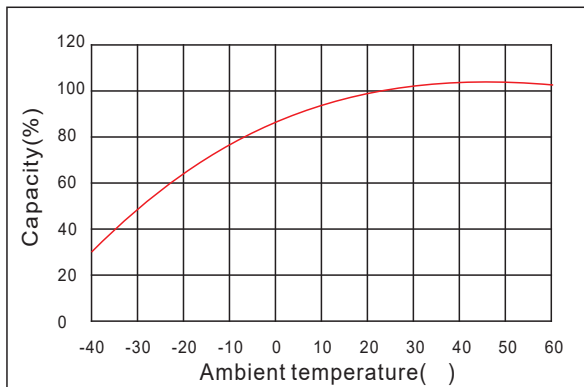
Discharge characteristic



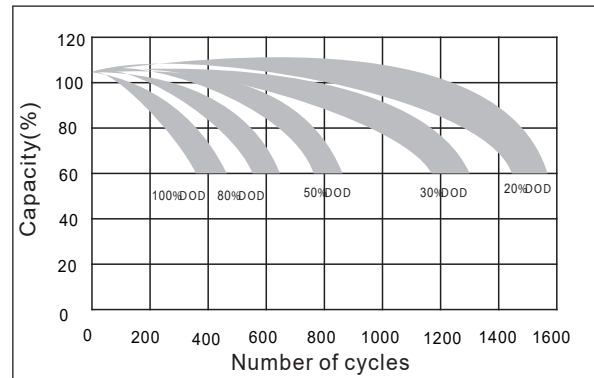
Charging characteristic



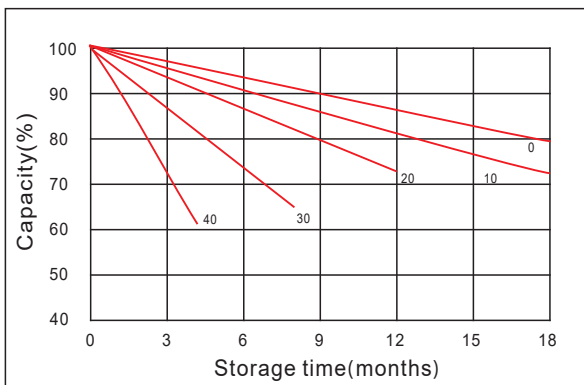
The effect of temperature on capacity



The effect of discharge depth on cycle life



Curves of self-discharge



Curves of open circuit voltage vs. capacity

