

EDC6-255 (6V 255Ah)

Specifications

Nominal Voltage	6V	
Nominal Capacity(20 Hr)	255Ah	
Dimension	Length	260±1mm(10.24 inches)
	Width	180±1mm(7.09 inches)
	Container Height	265±1mm(10.43 inches)
	Total Height (With terminal)	275±1mm(10.83 inches)
	Approx Weight	Approx34.5kgs(76.06 lbs)
Design life	12 years	
Terminal	M8	
Container Material	ABS	
Rated Capacity	255.0Ah/12.75A	(20hr, 1.75V/Cell, 25 °C/77°F)
	232.2Ah/23.22A	(10hr, 1.80V/Cell, 25 °C/77°F)
	202.8Ah/40.56A	(5hr, 1.75V/Cell, 25 °C/77°F)
	141.61Ah/141.61A	(1hr, 1.60V/Cell, 25 °C/77°F)
Max. Discharge Current	2000A(5s)	
Internal Resistance	Appro≤2.7mΩ	
Operating Temp. Range	Discharge: -20 °C~50 °C	
	Charge: -20 °C~50 °C	
	Storage: -20 °C~50 °C	
Nominal Operating Temp. Range	25±3 °C(77±5°F)	
Cycle Use	Initial Charging Current Less than 45.0 A. Voltage 7.2V-7.45V at 25 °C(77°F) Temp. Coefficient-20mV/C	
	Standby Use No limit on Intital Charging Current Voltage 6.8V-6.9V at 25 °C(77°F) Temp. Coefficient-20mV/C	
Capacity affected by Temperature	40 °C(104°F)	102%
	25 °C(77°F)	100%
	0 °C(32°F)	85%
Self Discharge	EDC series batteries may be stored for up to 6 months at25 °C(77°F) and then a freshening charge is required. For higher temperatures the time interval will be shorter.	



Application

- ◆ All purpose
- ◆ Uninterruptable Power Supply(UPS)
- ◆ Electric Power System(EPS)
- ◆ Emergency backup power supply
- ◆ Emergency light
- ◆ Railway signal
- ◆ Aircraft signal
- ◆ Alarm and securitysystem
- ◆ Electronic apparatus & equipment
- ◆ Communication power supply
- ◆ DC power supply
- ◆ Auto controlsystem

Constant Current Discharge (Amperes) at 25 °C (77F)

F.V/Time	15 min	30 min	45 min	1h	2h	3h	5h	8h	10h	20h	100h
1.60V	327.80	207.72	153.86	141.61	89.94	63.19	42.82	28.26	25.22	13.50	3.06
1.67V	322.09	205.61	151.13	138.87	88.15	61.94	42.04	27.79	24.72	13.25	3.01
1.70V	316.08	201.86	148.33	136.37	86.67	60.93	41.27	27.25	24.22	13.00	2.93
1.75V	310.31	198.11	145.59	133.88	84.94	59.68	40.56	26.78	23.97	12.75	2.88
1.80V	298.53	190.57	140.09	128.85	81.65	57.41	39.06	25.76	23.22	12.63	2.83

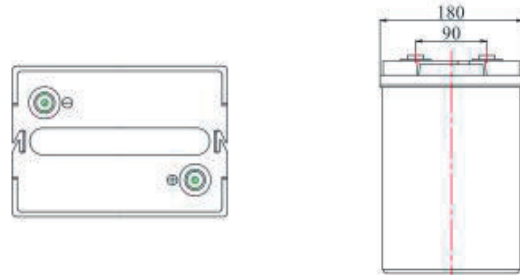
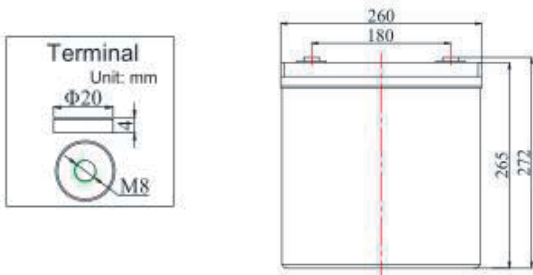
Constant Power Discharge (Watts) at 25 °C (77F)

F.V/Time	15 min	30 min	45 min	1h	2h	3h	5h	8h	10h	20h	100h
1.60V	630.91	402.94	296.26	296.26	172.72	121.23	82.54	54.28	48.64	26.32	5.88
1.67V	619.67	395.74	290.72	267.06	169.69	119.27	81.05	53.51	47.62	25.78	5.76
1.70V	608.43	388.48	285.49	262.06	166.72	117.01	79.51	52.50	46.91	25.61	5.66
1.75V	597.19	381.23	280.26	257.31	163.44	114.75	78.02	51.49	45.90	25.26	5.56
1.80V	574.58	366.93	269.67	247.50	157.40	110.50	75.27	49.51	44.17	24.48	5.46

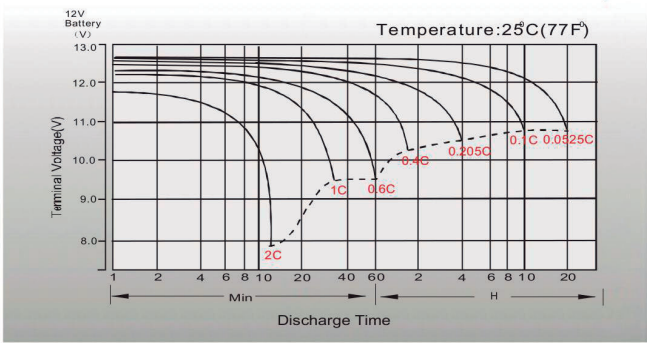
EDC6-255 (6V 255Ah)

Deep Cycle Batteries

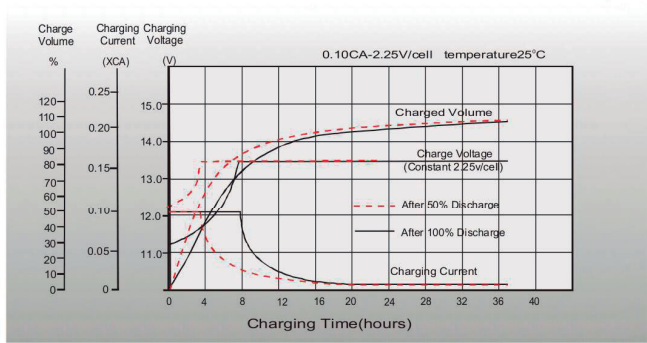
Dimensions



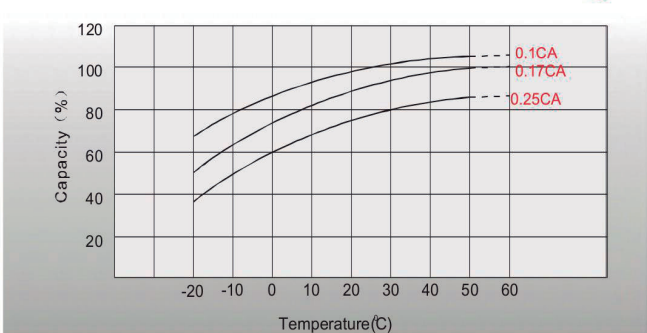
Discharge Characteristics



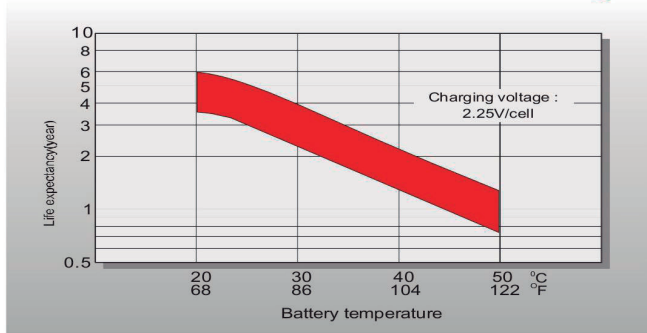
Float Charging Characteristics



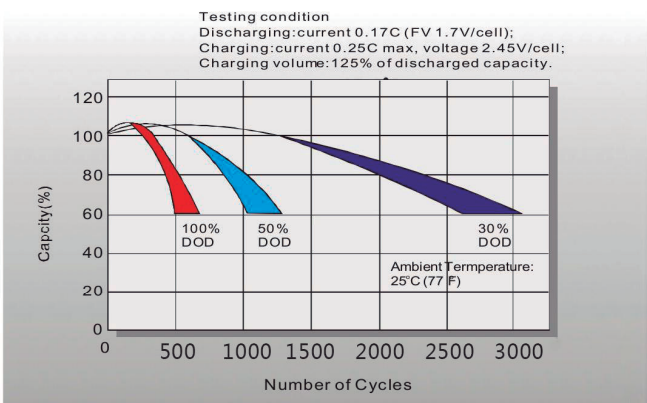
Temperature Effects in Relation to Battery Capacity



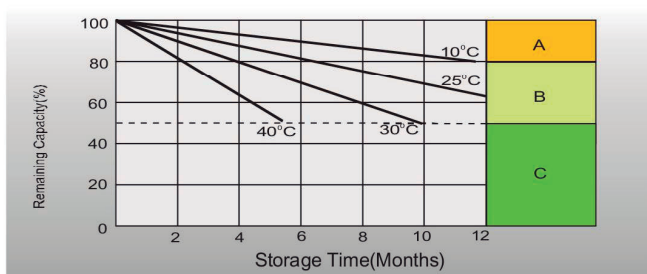
Effect of Temperature on Long Term Float Life



Cycle life in Relation to Depth of Discharge



Self-discharge Characteristics



- A** No supplementary charge required. (Carry out supplementary charge before use if 100% capacity is required.)
- B** Supplementary charge required before use. Optional charging way as below:
 1. Charged for above 3 days at limited current 0.25CA and constant voltage 2.25V/cell.
 2. Charged for above 20 hours at limited current 0.25CA and constant voltage 2.45V/cell.
 3. Charged for 8-10 hours at limited current 0.05CA.
- C** Supplementary charge may often fail to recover the capacity. The battery should never be left standing till this is reached.

Specifications subject to change without prior notice.