

TECHNICAL DATA SHEET

DAB12-135EV



Applications

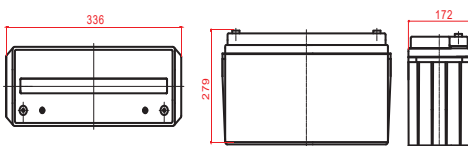
- › Electric vehicle
- › Electric wheelchair
- › Electric scooter
- › Electric play car for children
- › Garbage truck
- › Patrol car

General Features

- › High Corrosion Resistant Performance: Pb-Ca multi-alloy grid
- › High Energy Density and Power Density
- › Excellent Charge Acceptance Ability
- › Strong High and Low Temperature Performance
- › Optimized Capability of instant High-current Discharging
- › Low self-discharge rate



Dimension: 336(L) × 172(W) × 279(H) × 279(TH) Unit: mm



Terminal Dimensions

Specification

Nominal Voltage	12V
Nominal Capacity	166,8Ah
Design life	5 years
Terminal	M8
Approx. Weight	Approx 45.0kg (99.3lbs)
Container Material	ABS
	166,8Ah 20Hour Rate (8.34 A to 10.5V)
Rated Capacity	157Ah 10Hour Rate (15.7 A to 10.5V)
	148,5Ah 5Hour Rate (29.7 A to 10.5V)
Operating Temperature	Discharge: -20 ~50°C (-4 ~ 122°F)
	Charge: -20 ~50°C (-4 ~ 122°F)
	Storage: -20 ~50°C (-4 ~ 122°F)
Charge current:	Max. 27.0.0A
Charge Method (25 °C)	Float Charge: 13.7 - 13.9 V, recom. 13.8 V (-18mV/ °C)
	Cycle charge: 14.28 - 14.4 V, recom. 14.4 V (-30mV/ °C)
Self discharge	3% of capacity declined per month at 25°C

TECHNICAL DATA SHEET

DAB12-135EV

Constant Current Discharge Characteristics Unit: A (25°C, 77°F)

F.V/Time	5M	15M	30M	1h	2h	3h	5h	8h	10h	20h
1.60V	574	308	188	110	62.9	46.6	30.6	19.6	16.1	8.47
1.65V	556	299	184	109	62.6	46.1	30.3	19.5	16.0	8.42
1.70V	534	293	181	108	62.1	45.5	30.0	19.3	15.8	8.38
1.75V	491	283	180	107	61.1	45.0	29.7	19.2	15.7	8.34
1.80V	440	264	172	104	60.0	44.6	28.9	19.0	15.5	8.30
1.85V	393	235	157	96.2	57.0	42.0	27.5	18.2	15.0	8.16

Constant Power Discharge Characteristics Unit: W/cell(25°C, 77°F)

F.V/Time	5M	15M	30M	1h	2h	3h	5h	8h	10h	20h
1.60V	962	543	339	207	119	88.6	58.1	38.2	31.0	16.8
1.65V	925	534	336	206	119	87.5	57.8	37.9	30.7	16.7
1.70V	921	527	336	204	118	87.0	57.3	37.7	30.4	16.6
1.75V	858	524	335	203	117	86.5	57.0	37.4	30.1	16.5
1.80V	788	495	327	201	117	86.2	56.3	37.1	29.8	16.4
1.85V	704	443	299	187	112	82.0	53.8	35.8	29.3	16.3

Disclaimer: Manufacturers have the right to self-modify the parameters of the product updates, please keep in touch with manufacturers to obtain the latest information.

Charger recommendations

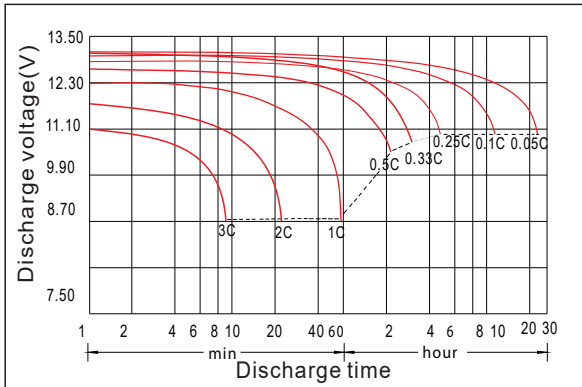
Type of charger	Zivan	AQHF WP	AQHF24-30FC G2
Matching profile	AGM =BA1+CU2	AMG SLA	AGM

Max. charging current 2.4Vpc

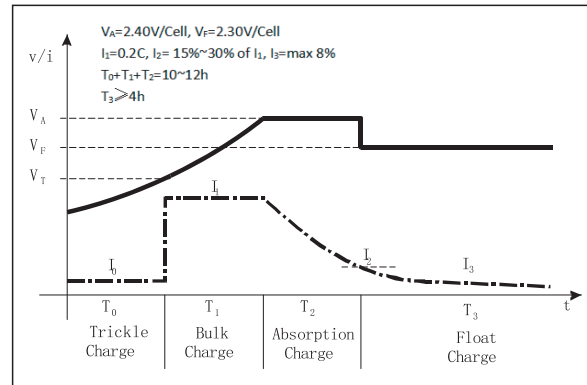
TECHNICAL DATA SHEET

DAB12-135EV

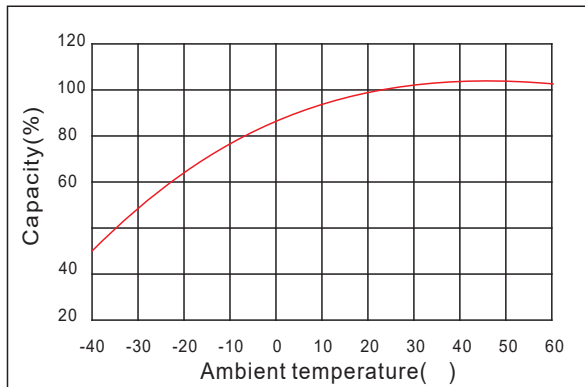
Discharge characteristic



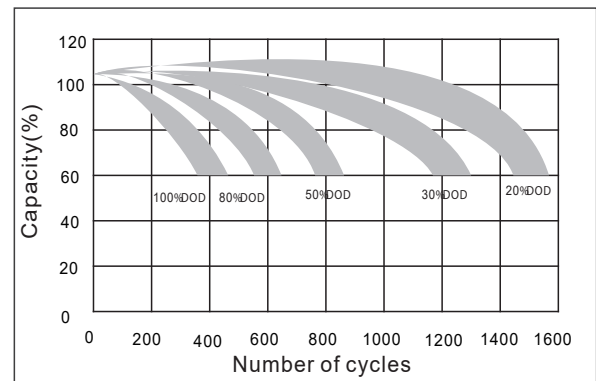
Charging characteristic



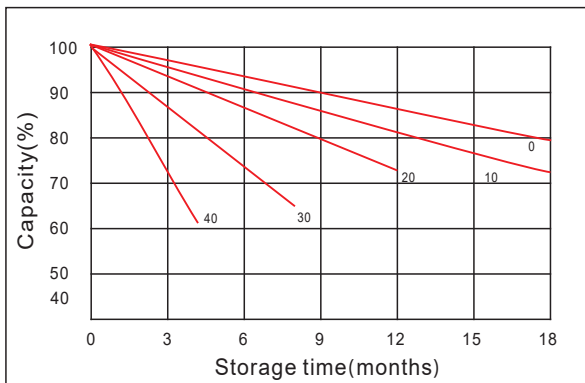
The effect of temperature on capacity



The effect of discharge depth on cycle life



Curves of self-discharge



Curves of open circuit voltage vs. capacity

