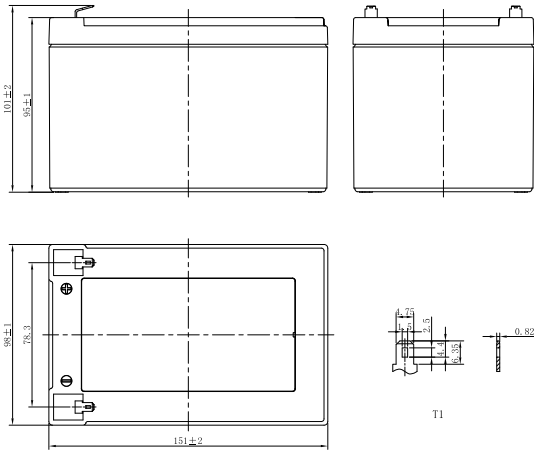


# LHR SERIES-HIGH RATE

## LHR1255W (12V55W)



### CHARACTERISTICS

Item	Specifications	
Rated Voltage	12V	
Nominal Rate (25°C)	W <sub>15</sub> 1.67V/cell	55W/cell
Nominal Capacity (25°C)	C <sub>10</sub> 1.80V/cell	13Ah
Dimension	Length	151mm (5.94inches)
	Width	98mm (3.86inches)
	Container Height	95mm (3.74inches)
	Total Height	101mm (3.98inches)
Approx Weight	3.78kg (8.33lbs)	
Terminal	T1/T2	
Container Material	ABS (UL94 HB or V-0 optional)	
Short-circuit current	364A	
Internal Resistance (25°C)	Approx 14 mΩ (Fully charged)	
Operating Temp. Range	Discharge	-20~55°C (-4~131°F)
	Charge	-20~40°C (-4~104°F)
	Storage	-15~50°C (5~122°F)
Nominal Operating Temp. Range	25±3°C (77±5°F)	
Max.Charging Current (25°C)	0.25C	
Charge voltage (25°C)	Standby Use	Equalization Use
	2.25-2.30V/cell	2.30-2.40V/cell
Temp. Coefficient	-3mV/cell/°C	
	40°C (104°F)	106%
Effect of temp. to Capacity	25°C (77°F)	100%
	0°C (32°F)	86%
	Self Discharge	≤3% per month at 25°C (77°F)

### DISCHARGE TABLE

Constant Current Discharge (Amperes) at 25°C (77°F)														
F.V/Time	5min	10min	15min	20min	30min	45min	1h	1.5h	2h	3h	4h	5h	8h	10h
1.85V/cell	38.9	26.0	21.0	16.5	12.2	9.18	7.40	5.53	4.43	3.22	2.60	2.17	1.49	1.22
1.80V/cell	45.3	30.6	24.4	19.0	13.8	10.3	8.19	6.05	4.82	3.48	2.81	2.34	1.60	1.30
1.75V/cell	49.4	32.9	25.8	19.9	14.4	10.7	8.49	6.26	4.97	3.57	2.88	2.39	1.62	1.32
1.70V/cell	53.5	35.1	27.3	20.9	15.1	11.1	8.80	6.47	5.12	3.68	2.95	2.45	1.65	1.34
1.67V/cell	56.0	36.4	28.1	21.5	15.5	11.3	8.99	6.58	5.21	3.73	2.99	2.48	1.67	1.35
1.60V/cell	61.7	39.5	30.1	22.9	16.3	11.9	9.41	6.88	5.43	3.87	3.09	2.55	1.71	1.38

Constant Power Discharge (Watts/cell) at 25°C (77°F)														
F.V/Time	5min	10min	15min	20min	30min	45min	1h	1.5h	2h	3h	4h	5h	8h	10h
1.85V/cell	74.1	49.8	41.4	31.7	23.6	17.8	14.4	10.8	8.65	6.30	5.12	4.27	2.95	2.41
1.80V/cell	85.3	58.0	47.5	36.2	26.5	19.8	15.8	11.7	9.37	6.79	5.50	4.59	3.15	2.57
1.75V/cell	91.9	61.5	50.6	37.6	27.4	20.4	16.3	12.1	9.60	6.94	5.61	4.68	3.20	2.61
1.70V/cell	98.2	64.9	52.9	39.2	28.4	21.0	16.8	12.4	9.86	7.11	5.73	4.77	3.25	2.64
1.67V/cell	101.6	66.8	55.0	40.1	28.9	21.4	17.0	12.6	10.0	7.20	5.80	4.82	3.28	2.67
1.60V/cell	110.7	71.4	57.3	42.1	30.2	22.2	17.7	13.0	10.3	7.42	5.96	4.95	3.34	2.71

# LHR SERIES-HIGH RATE

## LHR1255W (12V55W)



### APPLICATIONS

- UPS
- Hospitals and Testing Laboratories
- Emergency Power Supply
- Industrial Process Control Facilities
- Banks and Financial Markets
- Data and Network Operation Centers

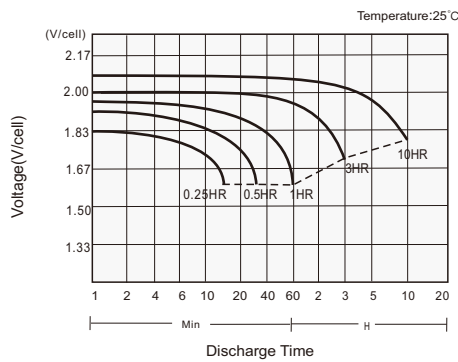
### GENERAL FEATURES

- 6 years design life (25°C)
- Excellent high current performance - optimised for short discharge time
- Advanced AGM technology for superior high-rate power
- Long Life Alloy - minimizing grid growth, reducing gassing, and extending battery life
- Epoxy-sealed posts eliminate leaks
- Optimal energy density - saves floor space

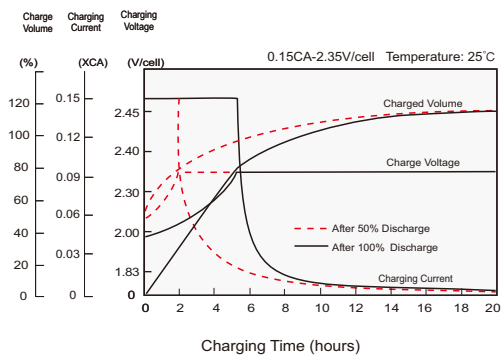
### STANDARDS

- Compliance with IEC 60896 standards
- Classified as "General Purpose" according to Eurobat
- CE, UL Approved
- Manufactured in Leoch@IATF 16949, ISO 45001, ISO 9001 and ISO 14001 certified production facilities

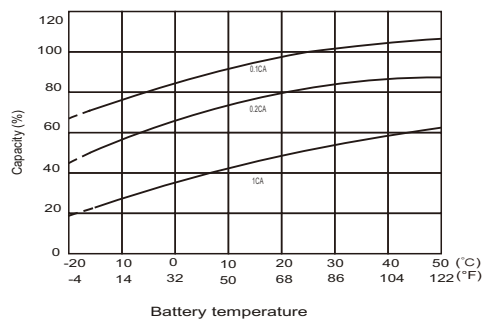
#### Discharge Characteristics



#### Charging Characteristics



#### Effects of Temperature on Capacity



#### Self Discharge Characteristics

