

Specification

Nominal Voltage	12V	
Nominal Capacity(20HR)	1.2Ah	
Dimensions	Length	97 ± 1mm
	Width	43 ± 1mm
	Container Height	52 ± 1mm
	Total Height (with Terminal)	58 ± 1mm
Approx Weight	Approx 0.55 kg	
Terminal	T1	
Container Material	ABS	
Rated Capacity	2.30 Ah/0.115A	(20hr ,1.80V/cell,25°C)
	2.14Ah/0.214A	(10hr,1.80V/cell,25°C)
	1.93 Ah/0.386A	(5hr,1.75V/cell,25°C)
	1.69 Ah/0.563A	(3hr,1.75V/cell,25°C)
	1.40 Ah/1.40A	(1hr,1.60V/cell,25°C)
Max. Discharge Current	18.0A (5s)	
Internal Resistance	Approx 65mΩ	
Operating Temp.Range	Discharge	-15~50°C
	Charge	0~40°C
	Storage	-15~40°C
Nominal Operating Temp. Range	25±3°C	
Cycle Use	Initial Charging Current less than 0.36A.Voltage	
	14.4V~15.0V at 25°C Temp. Coefficient -30mV/°C	
Standby Use	No limit on Initial Charging Current Voltage	
	13.5V~13.8V at 25°C Temp. Coefficient -20mV/°C	
Capacity affected by Temperature	40°C	103%
	25°C	100%
	0°C	86%
Self Discharge	PB series batteries may be stored for up to 6 months at 25°C and then a freshening charge is required. For higher temperatures the time will be shorter	



Applications

- ◆ All purpose
- ◆ Electric Power System (EPS)
- ◆ Emergency backup power supply
- ◆ Emergency light
- ◆ Railway signal
- ◆ Aircraft signal
- ◆ Alarm and security system Electronic apparatus and equipment
- ◆ Communication power supply
- ◆ DC power supply
- ◆ Auto controls system



Constant Current Discharge (Amperes) at 25 °C (77°F)

F.V/Time	20min	30min	45min	1h	2h	3h	4h	5h	6h	8h	10h	20h
1.85V/cell	1.14	0.91	0.70	0.56	0.36	0.28	0.23	0.18	0.16	0.13	0.11	0.06
1.80V/cell	1.36	1.07	0.76	0.64	0.38	0.29	0.24	0.19	0.17	0.15	0.11	0.06
1.75V/cell	1.46	1.12	0.80	0.66	0.40	0.30	0.25	0.19	0.17	0.16	0.11	0.06
1.70V/cell	1.54	1.16	0.85	0.68	0.41	0.31	0.26	0.20	0.18	0.17	0.12	0.06
1.65V/cell	1.62	1.20	0.89	0.71	0.43	0.32	0.27	0.22	0.19	0.18	0.12	0.07
1.60V/cell	1.68	1.26	0.92	0.73	0.46	0.34	0.28	0.23	0.20	0.19	0.13	0.07


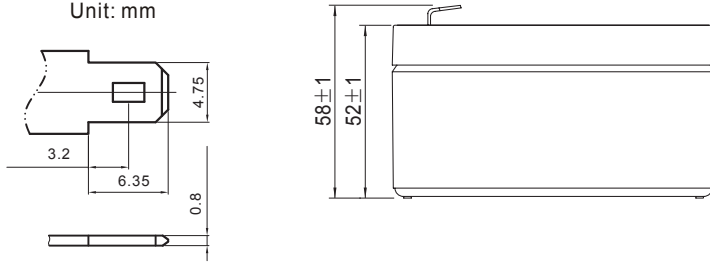
Constant Power Discharge (Watts/cell) at 25 °C (77°F)

F.V/Time	20min	30min	45min	1h	2h	3h	4h	5h	6h	8h	10h	20h
1.85V/cell	2.11	1.69	1.29	1.04	0.67	0.51	0.42	0.33	0.29	0.24	0.20	0.11
1.80V/cell	2.44	1.92	1.36	1.14	0.69	0.52	0.43	0.33	0.30	0.27	0.20	0.11
1.75V/cell	2.56	1.95	1.41	1.16	0.69	0.53	0.44	0.34	0.30	0.27	0.20	0.11
1.70V/cell	2.61	1.98	1.45	1.16	0.69	0.53	0.44	0.35	0.31	0.30	0.20	0.11
1.65V/cell	2.67	1.98	1.47	1.17	0.71	0.53	0.45	0.36	0.31	0.30	0.20	0.11
1.60V/cell	2.69	2.02	1.48	1.17	0.73	0.54	0.45	0.36	0.32	0.31	0.21	0.11

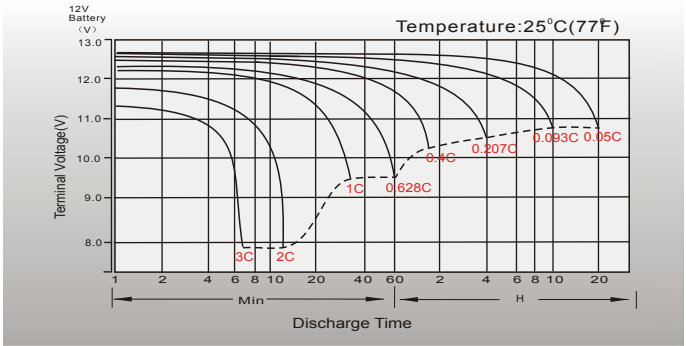
Dimensions

T1 Terminal

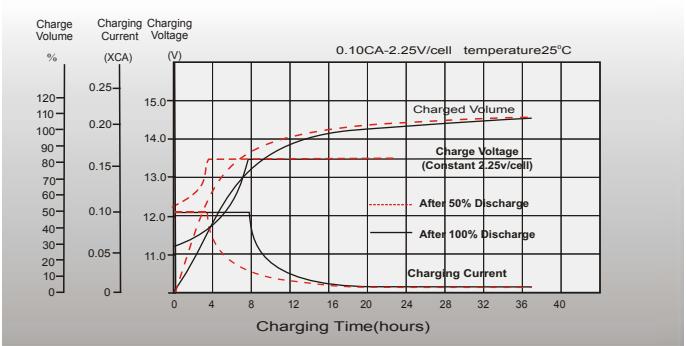
Unit: mm



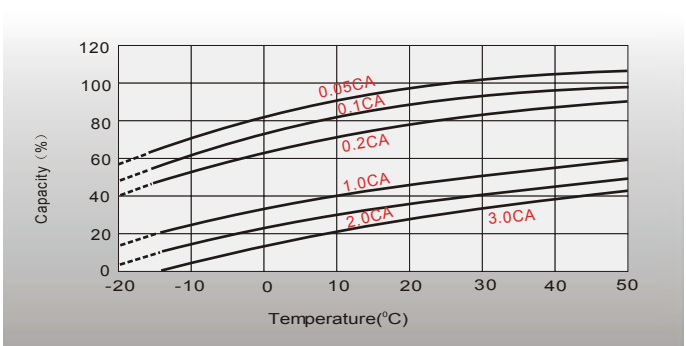
Discharge Characteristics



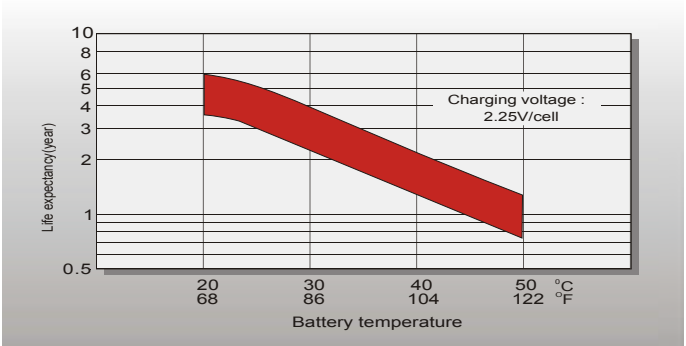
Float Charging Characteristics



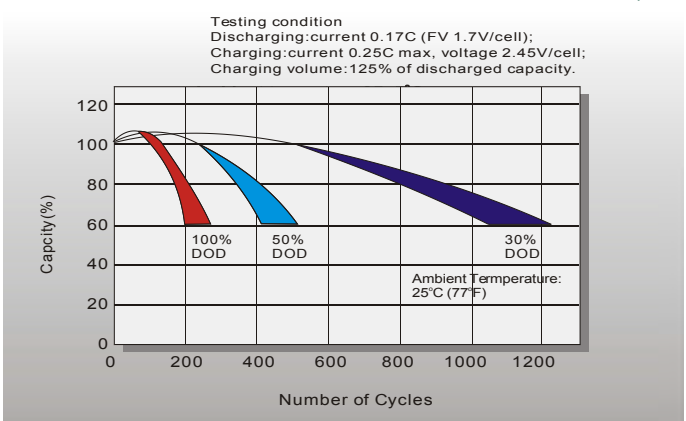
Temperature Effects in Relation to Battery Capacity



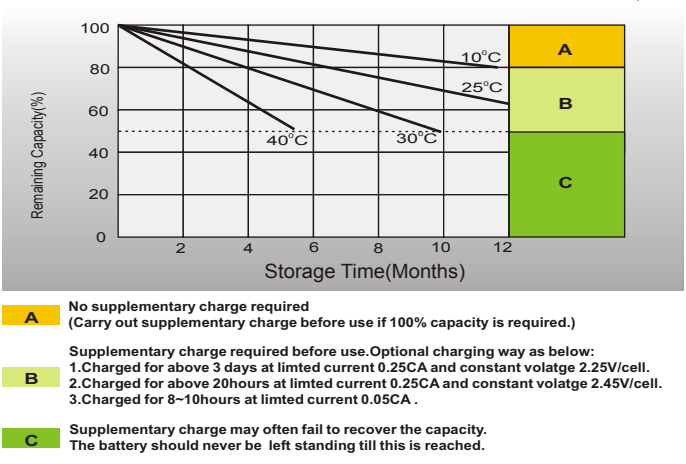
Effect of Temperature on Long Term Float Life



Cycle Life in Relation to Depth of Discharge



Self Discharge Characteristics



Contact