

PBC SERIES -Deep Cycle AGM

PBC12-150 (12V150Ah)



Specification

Nominal Voltage	12V		
Nominal Capacity(10HR)	150.0Ah		
Dimension	Length	483	±3mm
	Width	170	±2mm
	Container Height	238.5	±3mm
	Total Height (with Terminal)	238.5	±3mm
Approx Weight	Approx 43.2 Kg		
Terminal	T11		
Container Material	ABS		
Rated Capacity	160.8 Ah/8.04A	(20hr, 1.80V/cell, 25°C)	
	150.0 Ah/15.0A	(10hr, 1.80V/cell, 25°C)	
	131.6 Ah/26.3A	(5hr, 1.75V/cell, 25°C)	
	119.3 Ah/39.8A	(3hr, 1.75V/cell, 25°C)	
	96.9 Ah/96.9A	(1hr, 1.60V/cell, 25°C)	
Max. Discharge Current	1500A (5s)		
Internal Resistance	Approx 2.5mΩ		
Operating Temp. Range	Discharge	:-15 ~ 50°C	
	Charge	: 0 ~ 40°C	
	Storage	:-15 ~ 40°C	
Nominal Operating Temp. Range	25 ± 3° C		
Cycle Use	Initial Charging Current less than 45.0A. Voltage	14.4V~15.0V at 25°C Temp. Coefficient -30mV/°C	
	Standby Use	No limit on Initial Charging Current Voltage 13.5V~13.8V at 25°C Temp. Coefficient -20mV/°C	
Capacity affected by Temperature	40°C	103%	
	25°C	100%	
	0°C	86%	
Self Discharge	PBC series batteries may be stored for up to 6 months at 25°C and then a freshening charge is required. For higher temperatures the time interval will be shorter.		

Applications

- ◆ Electric tools
- ◆ Vehicle in place of walking
- ◆ Lawn mowers
- ◆ Golf trolleys and golf cart
- ◆ Portable apparatus, lights and instruments;
- ◆ Electric toys
- ◆ Illumination light
- ◆ Fire alarms
- ◆ Portable power
- ◆ Wheelchairs
- ◆ Medical equipments.



Constant Current Discharge (Amperes) at 25 °C (77°F)

F.V/Time	10min	15min	20min	30min	45min	1h	2h	3h	4h	5h	6h	8h	10h	20h
1.85V/cell	219.6	184.8	161.5	116.2	92.3	74.9	46.5	36.3	29.4	23.9	20.8	17.0	14.2	7.97
1.80V/cell	280.6	223.3	190.9	137.1	107.3	83.9	50.8	39.0	31.4	25.6	22.3	18.0	15.0	8.04
1.75V/cell	308.3	243.9	205.3	142.3	111.4	87.8	52.7	39.8	32.1	26.3	23.0	18.3	15.2	8.12
1.70V/cell	336.1	260.4	215.8	148.2	115.8	90.5	54.8	40.9	32.9	27.0	23.4	18.6	15.3	8.27
1.65V/cell	362.7	276.9	229.2	156.3	118.7	93.6	56.3	42.6	34.1	27.7	23.9	18.9	15.6	8.37
1.60V/cell	393.8	296.1	244.2	165.0	123.8	96.9	58.2	43.9	35.1	28.6	24.5	19.1	15.8	8.42

Constant Power Discharge (Watts/cell) at 25 °C (77°F)

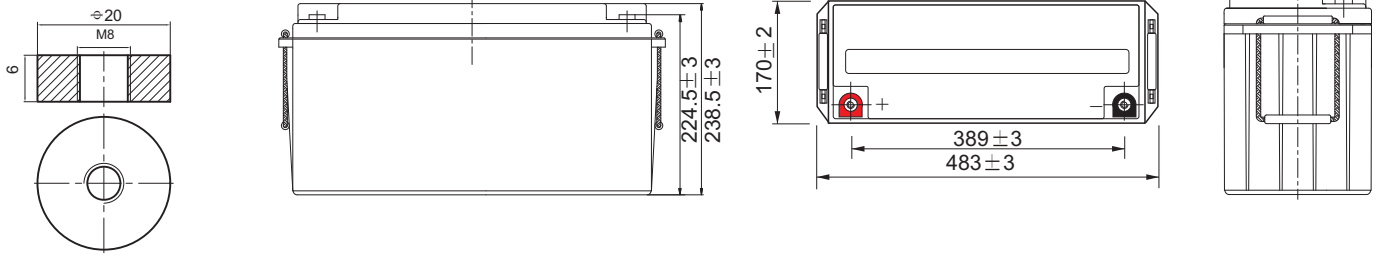
F.V/Time	10min	15min	20min	30min	45min	1h	2h	3h	4h	5h	6h	8h	10h	20h
1.85V/cell	409.8	348.4	307.7	223.3	178.5	145.4	90.7	70.9	57.5	46.9	41.1	33.6	28.0	15.9
1.80V/cell	516.6	414.7	358.2	260.3	205.9	161.9	98.3	75.9	61.1	50.2	44.0	35.6	29.7	16.1
1.75V/cell	560.6	448.6	382.2	268.9	212.7	168.7	101.7	77.1	62.4	51.4	45.1	36.2	30.0	16.2
1.70V/cell	602.5	475.4	399.4	278.8	220.6	173.6	105.5	79.0	63.9	52.6	46.0	36.7	30.2	16.5
1.65V/cell	645.6	502.2	422.3	292.8	225.2	178.8	108.1	82.2	65.9	54.0	46.9	37.2	30.8	16.7
1.60V/cell	689.0	530.7	445.2	306.0	232.6	183.7	111.1	84.3	67.7	55.5	47.8	37.5	31.1	16.8

Specifications subject to change without notice.

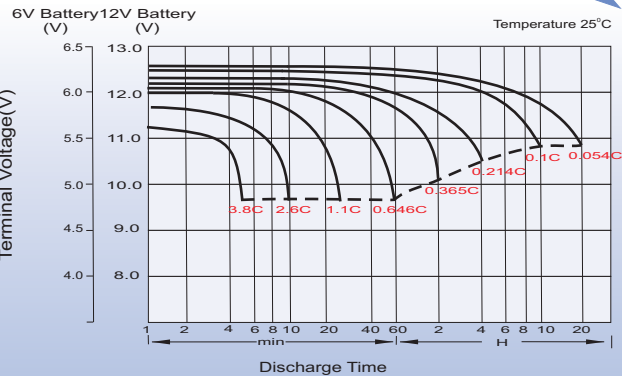
Dimensions

T11 Terminal

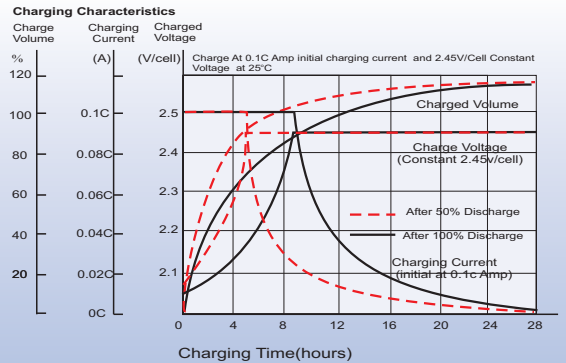
Unit: mm



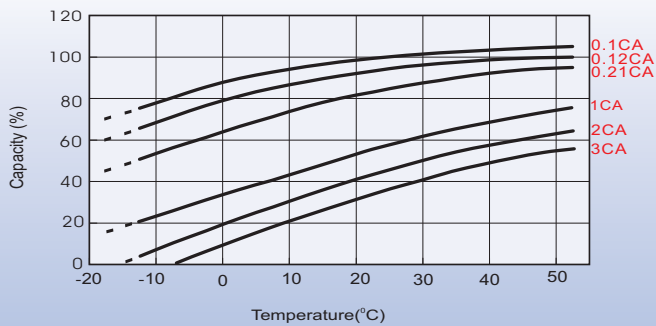
Discharge Characteristics



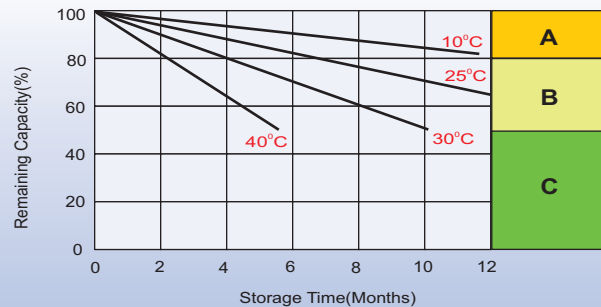
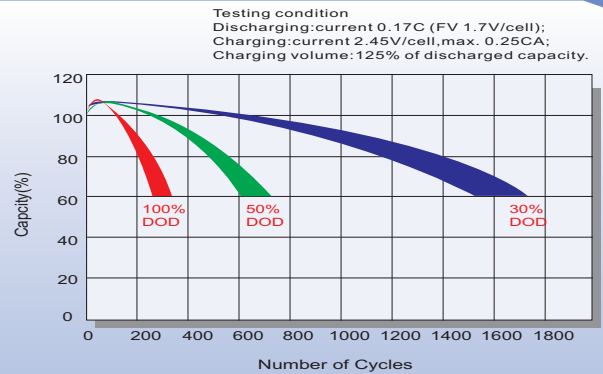
Charging Characteristics (cycle use)



Temperature Effects in Relation to Battery Capacity



Cycle Life in Relation to Depth of Discharge



Self Discharge Characteristics

- A** No supplementary charge required
(Carry out supplementary charge before use if 100% capacity is required.)
- B** Supplementary charge required before use. Optional charging way as below:
 1. Charged for above 3 days at limited current 0.25CA and constant volatge 2.25V/cell.
 2. Charged for above 20hours at limited current 0.25CA and constant volatge 2.45V/cell.
 3. Charged for 8~10hours at limited current 0.05CA.
- C** Supplementary charge may often fail to recover the capacity.
The battery should never be left standing till this is reached.

Contact