

# PBCG SERIES - Deep Cycle GEL

## PBCG12-14(12V14Ah)

### Specification

Nominal Voltage	12V	
Nominal Capacity(20HR)	14.0Ah	
Dimensions	Length	151 ± 2mm
	Width	98 ± 1mm
	Container Height	95 ± 1mm
	Total Height (with Terminal)	101 ± 2mm
Approx Weight	Approx 4.20 kg	
Terminal	T2	
Container Material	ABS	
Rated Capacity	14.2 Ah/0.71A	(20hr, 1.80V/cell, 25° C)
	13.3 Ah/1.33A	(10hr, 1.80V/cell, 25° C)
	10.65 Ah/2.13A	(5hr, 1.75V/cell, 25° C)
	9.099Ah/3.33A	(3hr, 1.75V/cell, 25° C)
	8.11 Ah/8.11A	(1hr, 1.60V/cell, 25° C)
Max. Discharge Current	200A (5s)	
Internal Resistance	Approx 13.6mΩ	
Operating Temp. Range	Discharge	-20 ~ 55°C
	Charge	0 ~ 40°C
	Storage	-20 ~ 50°C
Nominal Operating Temp. Range	25 ± 3° C	
Cycle Use	Initial Charging Current less than 3.6 A. Voltage	
	14.4V~15.0V at 25° C Temp. Coefficient -30mV/°C	
Standby Use	No limit on Initial Charging Current Voltage	
	13.5V~13.8V at 25° C Temp. Coefficient -20mV/°C	
Capacity affected by Temperature	40° C	103%
	25° C	100%
	0° C	86%
Self Discharge	PBCG series batteries may be stored for up to 9 months at 25° C and then a freshening charge is required. For higher temperatures the time interval will be shorter.	



### Applications

- ◆ Telecommunications
- ◆ Solar system
- ◆ Wind power system
- ◆ Wheelchair
- ◆ Floor cleaning machines
- ◆ Golf trolley
- ◆ Boats

Intertek



### Constant Current Discharge (Amperes) at 25 °C (77°F)

F.V/Time	20min	30min	45min	1h	2h	3h	4h	5h	6h	8h	10h	20h
1.85V/cell	12.64	10.11	7.71	6.25	3.99	3.06	2.53	2.00	1.73	1.46	1.26	0.68
1.80V/cell	15.03	11.84	8.38	7.05	4.26	3.19	2.66	2.06	1.86	1.65	1.33	0.71
1.75V/cell	16.23	12.37	8.91	7.32	4.39	3.33	2.79	2.13	1.93	1.73	1.37	0.74
1.70V/cell	17.02	12.90	9.44	7.58	4.52	3.46	2.90	2.26	2.00	1.93	1.42	0.77
1.65V/cell	17.96	13.30	9.84	7.85	4.79	3.59	2.99	2.39	2.06	2.00	1.48	0.80
1.60V/cell	18.62	13.97	10.24	8.11	5.05	3.72	3.13	2.53	2.19	2.13	1.53	0.83

### Constant Power Discharge (Watts/cell) at 25 °C (77°F)

F.V/Time	20min	30min	45min	1h	2h	3h	4h	5h	6h	8h	10h	20h
1.85V/cell	23.37	18.70	14.27	11.56	7.38	5.66	4.67	3.69	3.20	2.71	2.34	1.26
1.80V/cell	27.05	21.31	15.08	12.69	7.66	5.75	4.79	3.71	3.35	2.97	2.39	1.28
1.75V/cell	28.40	21.65	15.59	12.80	7.68	5.82	4.89	3.72	3.37	3.03	2.40	1.30
1.70V/cell	28.94	21.93	16.05	12.89	7.69	5.88	4.93	3.84	3.39	3.28	2.42	1.31
1.65V/cell	29.63	21.95	16.24	12.95	7.90	5.93	4.94	3.95	3.40	3.29	2.44	1.31
1.60V/cell	29.79	22.34	16.39	12.98	8.09	5.96	5.00	4.04	3.51	3.40	2.45	1.32

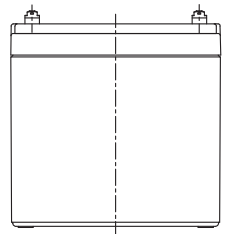
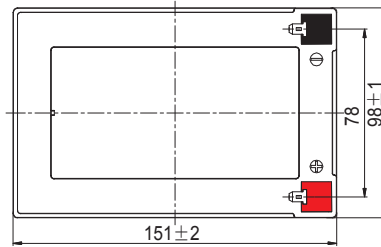
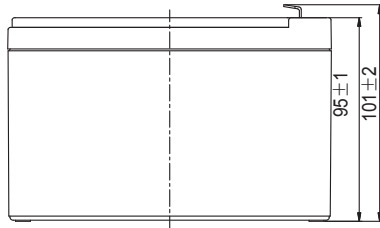
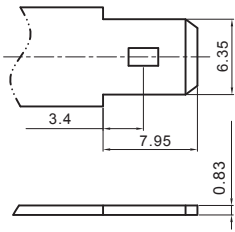
Disclaimer: Manufacturers have the right to self-modify the parameters of the updates without notice, please keep in touch with manufacturers to obtain the latest information.



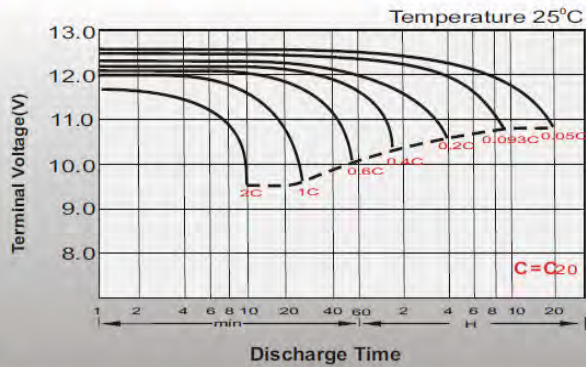
# Dimensions

## T2 Terminal

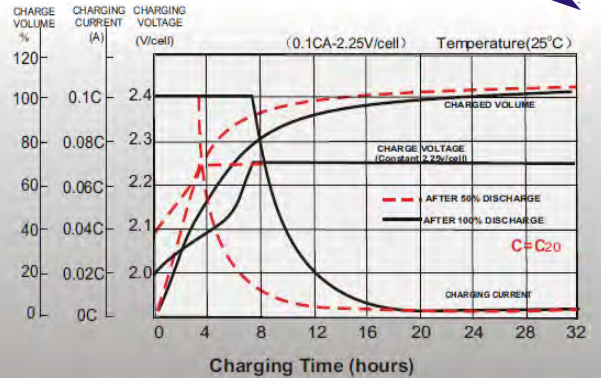
Unit: mm



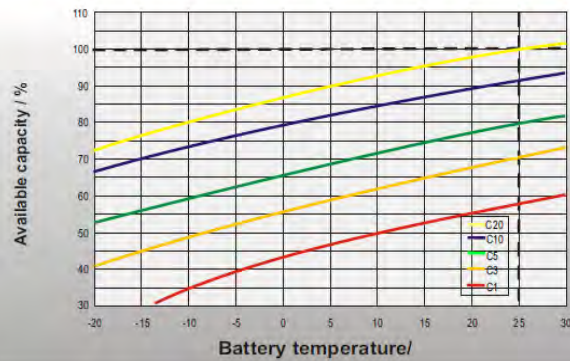
## Discharge Characteristics



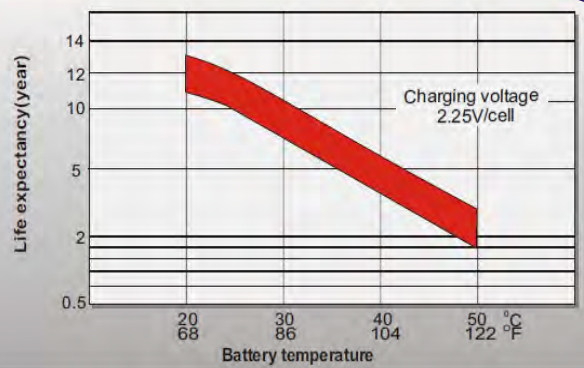
## Float Charging Characteristics



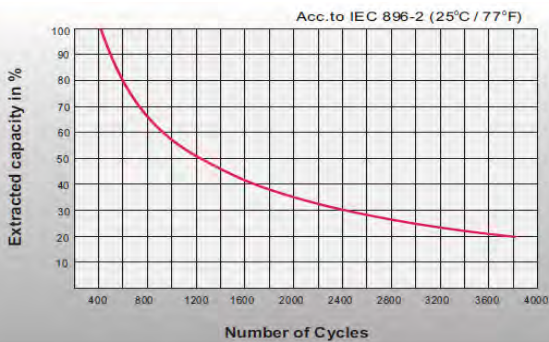
## Temperature Effects in Relation to Battery Capacity



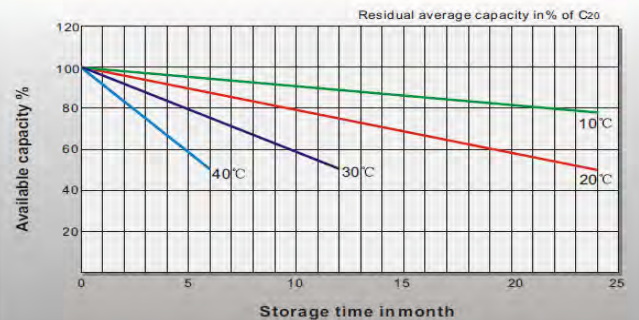
## Effect of Temperature on Long Term Float Life



## Cycle Life in Relation to Depth of Discharge



## General Relation of Capacity VS. Storage Time



## Contact